



Runway Remixed

IN A SEA OF NUDE MAKEUP LOOKS, FOUR SPRING STANDOUTS CAUGHT OUR ATTENTION

BY NYKIA SPRADLEY
PHOTOGRAPHY BY TONY KIM

PAINTERLY POP

For Alexis Mabille's Spring 2016 show, MAC Cosmetics key artist Lloyd Simmonds designed a 1970's-inspired tropical look to play up the watermelon motif that runs throughout the collection. Backstage vet Joy Fennell re-created it here, using soft green, yellow and lilac shadows to achieve a watercolor effect on the eye. For a light wash of pigment, "you want to use a soft brush, something fluffy, so that it's not depositing a lot of color," says Fennell. She then blended a coral blush up to the outer corners of the eyes to meet the shadow and dabbed a creamy, soft pink on the lips.

HAIR: STACEY CICERON/KENBARBOZA.COM; MAKEUP: JOY FENNEL FOR DIOR/CLOUTIER REMIX; MANICURE: MICHELLE MATTHEWS FOR DIOR/RONA REPRESENTS; FASHION EDITOR: JOICE THORPE; FOR CLOTHING DETAILS, SEE WHERE TO BUY.

BEAUTY

“
Use a gel liner
and a stiff brush
to stencil your
look first, and
then go back in
to refine it.”

—JOY FENNEL



JEREMY SCOTT
MAC makeup artist
Kabuki used a stencil
to paint mini fishtails
below lashes.

JAGGED EDGES

We've seen our share of graphic liner looks over the years. This season, makeup artists took the party to the bottom—think inverted cat eye. For this remix, Fennell used an eyeliner brush to draw a starburst around the bottom lash line. “Use a gel liner and a stiff brush to stencil what you want to do first, and then go back in to refine it,” she says. Fennell used a cotton swab and concealer to sharpen the lines and clean up any mess. If you have yet to master a cat eye, this may be up your alley. “It’s easier to do the angles on the bottom because you don’t have to worry about keeping your eyes open,” says Fennell. ▷


From top: **Artis** Smoke Collection Linear 3 Brush (\$40, artisbrush.com), **BH Cosmetics** Studio Pro Waterproof Gel Liner (\$5, bhcosmetics.com).





Place it on your eyes, lips, cheeks or wherever you like! It has no rules or limits."

—PAT McGRATH



PRADA

Pat McGrath's rich, reflective, gilded lips upped the luxe level for the season.

METAL MOUTH

The coveted Gold 001 product (only 1,000 units were released!), created by makeup genius Pat McGrath, stole the show on Prada's Spring 2016 runway. The pigment, which looks like flecks of real gold, can be liquefied using a mixing fluid. "Place it on your eyes, lips, cheeks or wherever you like! It has no rules or limits," says McGrath. Fennell applied a clear gloss to the eyelids for a bit of edge (above). She also contoured the cheeks for dimension and to help balance out the gold. ▷



Pat McGrath Labs
Gold 001 (\$40,
patmcgrath.com for
more information).




You want to have an end goal in mind, but it definitely doesn't have to be perfect.

—JOY FENNEL



INSET: ERNESTO RUSCIO/GETTY IMAGES; STILL: COURTESY OF BRAND; PRODUCT: BRIAN HENN




MISSONI

Makeup artist Lucia Pieroni created a "gorgeous, sporty, tribal" look using uneven finger strokes of creamy pigment.

BLUE-EYED BANDIT

When color did make a rare appearance on the runways, it was blue. The intentionally haphazard swipe of aqua spotted at Missoni (left) is the hue of the moment. Here Fennell used a gel pigment to paint a single stroke of color across each lid. "You want to have an end goal in mind, where it's not too crazy, but it definitely doesn't have to be perfect," says the makeup pro. And if you have bold brows like our model above, Fennell suggests only softly filling in the brows. "Use a pencil that's slightly lighter than your actual brow color," she says.



MAC Cosmetics
Chromacake in Marine Ultra (\$27, MAC Pro stores).



Joy Fennell (@joyfennellmakeup) is no stranger to trends. She has painted faces for some of fashion week's biggest shows, including Valentino, Oscar de la Renta and Carolina Herrera. Here, she put her creative vision and meticulous eye to work in re-creating some of our favorite looks of the season.